



# GAUTENG PROVINCE

OFFICE OF THE PREMIER  
REPUBLIC OF SOUTH AFRICA

Enquiries: Adv Monwabisi Nguqu  
Telephone number: (011) 355 6312/ 063 698 5430  
Reference number: 11/1/1/130

**Ms Ncumisa Mnyani**  
**Head of Department**  
Gauteng Provincial Treasury  
Imbumba House  
75 Fox Street  
Marshalltown  
Johannesburg  
2107

Dear Ms Mnyani

**RE: CERTIFICATION OF GAUTENG PROVINCIAL SECOND  
ADJUSTMENTS APPROPRIATION BILL, 2023**

1. The State Law Advisory Services was called upon to scrutinise and certify the above-mentioned Bill on an urgent basis.
2. Kindly find attached for your attention, a copy of the said Bill, Schedule and Explanatory Memorandum on the Objects of the Bill, as duly certified by the State Law Advisory Services.
3. The State Law Advisory Services classify the Bill as a money Bill envisaged in Rule 192(2) of the Standing Rules of the Gauteng Provincial Legislature, read with section 120 of the Constitution of the Republic of South Africa, 1996.
4. Please note that no changes may be made to the certified Bill and the Memorandum without the prior approval of the State Law Advisory Services. Any unauthorised change will nullify the certification of the Bill, together with the Schedule and the Memorandum thereto.
5. The State Law Advisory Services do not certify the correctness of the amounts reflected in the Schedule and the Memorandum, as these are the responsibility of the Gauteng Provincial Treasury.
6. Kindly ensure that this certificate accompanies the Bill, together with the Schedule and the Memorandum, when they are introduced in the Gauteng Provincial Legislature.

Yours sincerely,

A handwritten signature in black ink, appearing to read 'G. Kuit', written over a horizontal line.

**Adv. Geert Kuit**

**Chief Director: State Law Advisory Services**

Date: 06/03/2023

GAUTENG PROVINCIAL LEGISLATURE

---

**GAUTENG PROVINCIAL  
SECOND ADJUSTMENTS APPROPRIATION  
BILL, 2023**

---

*(As introduced in the Gauteng Provincial Legislature in terms of rule 192(2) of the Standing Rules of the Gauteng Provincial Legislature read with section 119 of the Constitution of the Republic of South Africa, 1996)*

*(Section 120 Bill)*

*(The English text is the official text of the Bill)*

---

(Member of the Executive Council for Finance)

**[B—2023]**



# BILL

**To effect adjustments to the appropriation of money from the Gauteng Provincial Revenue Fund for the requirements of the Province in respect of the 2022/23 financial year ending 31 March 2023; and to provide for matters incidental thereto or connected therewith.**

## PREAMBLE

**WHEREAS** section 226(2)(a) of the Constitution of the Republic of South Africa, 1996, provides that money may be withdrawn from the Gauteng Provincial Revenue Fund only in terms of an appropriation by a provincial Act, or as a direct charge against the Fund, when it is provided for in the Constitution or a provincial Act.

**AND WHEREAS** section 26 of the Public Finance Management Act, 1999 (Act No. 1 of 1999), enjoins the Gauteng Provincial Legislature to appropriate money for each financial year for the requirements of the Province.

**AND WHEREAS** the Gauteng Provincial Appropriation Act, 2022 (Act No. 4 of 2022), provides for the appropriation of money from the Gauteng Provincial Revenue Fund to provide for the requirements of the province in respect of the financial year ending 31 March 2023.

**AND WHEREAS** section 31(1) of the Public Finance Management Act, 1999, provides that the Member of an Executive Council responsible for Finance in the Province may table an adjustments budget in the Gauteng Provincial Legislature, subject to subsection (3) thereof.

**BE IT THEREFORE ENACTED** by the Gauteng Provincial Legislature, as follows:—



## **Definitions**

1. In this Act, any expression, phrase or word to which a meaning has been assigned by or under section 1 of the Gauteng Provincial Appropriation Act, 2022 (Act No. 4 of 2022), or section 1 of the Public Finance Management Act, 1999 (Act No. 1 of 1999), has the meaning assigned to it in that Act.

## **Adjustments to appropriation of money for requirements of Province**

2. (1) Adjustments to appropriations by the Gauteng Provincial Legislature of money from the Gauteng Provincial Revenue Fund for the requirements of the Province for the financial year ending 31 March 2023, to votes and main divisions within a vote, and for the specific listed purposes, are set out in the Schedule.

(2) The spending of appropriations referred to in subsection (1) is subject to this Act and the Public Finance Management Act, 1999.

## **Amounts listed as specifically and exclusively appropriated**

3. An amount that is listed as specifically and exclusively appropriated may be used only for the purpose indicated, unless the amount or purpose is amended by, or in terms of, a provincial Act.

## **Short title**

4. This Act is called the Gauteng Provincial Second Adjustments Appropriation Act, 2023.



(As a charge to the Provincial Revenue Fund)


[illegible]

06/03/2023

| SCHEDULE   |                           |                              |                       |       |                               |                                   |  |                                     |   |
|--|---------------------------|------------------------------|-----------------------|-------|-------------------------------|-----------------------------------|--|-------------------------------------|---|
| (As a charge to the Provincial Revenue Fund)   |                           |                              |                       |       |                               |                                   |  |                                     |   |
| Details of appropriated amount   |                           |                              |                       |       |                               |                                   |  |                                     |   |
| Vote<br><br>R thousand   | Adjusted<br>Appropriation | Current Payments             |                       |       | Transfers<br>and<br>Subsidies | Payments<br>for Capital<br>Assets | Payments<br>for<br>Financial<br>Assets | Second<br>Adjusted<br>Appropriation | Specified<br>transfer<br>payments and<br>amounts<br>specifically and<br>exclusively<br>appropriated |
|  |                           | Compensation<br>of Employees | Goods and<br>Services | Other |                               |                                   |  |                                     |   |
| National conditional grants  |                           |                              |                       |       |                               |                                   |  |                                     |   |
| District Health Programmes Grant   | 6 552 999                 |                              |                       |       |                               |                                   |  |                                     | 6 552 999   |
| Social Sector Expanded Public Works Programme<br>Incentive Grant for Provinces         | 17 980                    |                              |                       |       |                               |                                   |  |                                     | 17 980  |
| National Health Insurance Grant  | 90 399                    | 139                          |                       |       |                               |                                   |  |                                     | 90 538  |
| Transfers to Municipalities  | 517 164                   |                              |                       |       |                               |                                   |  |                                     | 517 164   |
| Transfers to Non-profit institutions   | 429 078                   |                              |                       |       |                               |                                   |  |                                     | 429 078   |
| 3. Emergency Medical Services  | 1 795 100                 |                              |                       |       |                               |                                   |  | 1 795 100                           |   |
| 4. Provincial Hospital Services  | 11 286 458                |                              |                       |       |                               |                                   |  | 11 286 458                          |   |
| of which   |                           |                              |                       |       |                               |                                   |  |                                     |   |
| National conditional grants  |                           |                              |                       |       |                               |                                   |  |                                     |   |
| Human Resources and Training Grant   | 590 079                   |                              |                       |       |                               |                                   |  |                                     | 590 079   |
| National Tertiary Services Grant   | 39 505                    |                              |                       |       |                               |                                   |  |                                     | 39 505  |
| 5. Central Hospital Services   | 21 978 884                |                              |                       |       |                               |                                   |  | 21 978 884                          |   |
| of which   |                           |                              |                       |       |                               |                                   |  |                                     |   |
| Transfers to Non-profit Institutions   | 299 000                   |                              |                       |       |                               |                                   |  |                                     | 299 000   |
| National conditional grants  |                           |                              |                       |       |                               |                                   |  |                                     |   |
| National Tertiary Services Grant   | 5 269 088                 |                              |                       |       |                               |                                   |  |                                     | 5 269 088   |
| Human Resources and Training Grant   | 1 303 455                 |                              |                       |       |                               |                                   |  |                                     | 1 303 455   |
| 6. Health Sciences and Training  | 1 090 663                 |                              |                       |       |                               |                                   |  | 1 090 663                           |   |
| of which   |                           |                              |                       |       |                               |                                   |  |                                     |   |
| Transfers to Departmental Agencies and Accounts  | 25 819                    |                              |                       |       |                               |                                   |  |                                     | 25 819  |
| Transfers Higher Education Institutions  | 4 039                     |                              |                       |       |                               |                                   |  |                                     | 4 039   |
| 7. Health Care Support Services  | 432 966                   |                              |                       |       |                               |                                   |  | 432 966                             |   |
| 8. Health Facilities Management  | 2 224 049                 |                              |                       |       |                               |                                   |  | 2 224 049                           |   |
| of which   |                           |                              |                       |       |                               |                                   |  |                                     |   |
| National conditional grants  |                           |                              |                       |       |                               |                                   |  |                                     |   |
| Health Facility Revitalisation Grant   | 1 058 859                 |                              |                       |       |                               |                                   |  |                                     | 1 058 859   |
| Expanded Public Works Programme (EPWP)<br>Integrated Grant                             | 2 360                     |                              |                       |       |                               |                                   |  |                                     | 2 360   |
| <b>5. Education</b>  | <b>59 989 655</b>         |                              | <b>250 000</b>        |       |                               | <b>46 487</b>                     |  | <b>60 286 142</b>                   |   |
| Vision: Every learner feels valued and inspired in our<br>innovative education system. |                           |                              |                       |       |                               |                                   |  |                                     |   |
| 1. Administration  | 4 753 641                 |                              |                       |       |                               |                                   |  | 4 753 641                           |   |
| of which   |                           |                              |                       |       |                               |                                   |  |                                     |   |
| Transfers to Departmental Agencies and Accounts  | 80                        |                              |                       |       |                               |                                   |  |                                     | 80  |
| 2. Public Ordinary School Education  | 42 560 532                |                              |                       |       |                               |                                   |  | 42 560 532                          |   |
| of which   |                           |                              |                       |       |                               |                                   |  |                                     |   |
| National conditional grants  |                           |                              |                       |       |                               |                                   |  |                                     |   |
| HIV/AIDS (Life Skills Education)   | 37 311                    |                              |                       |       |                               |                                   |  |                                     | 37 311  |
| National School Nutrition  | 993 367                   |                              |                       |       |                               |                                   |  |                                     | 993 367   |
| Maths, Science and Technology  | 60 901                    |                              |                       |       |                               |                                   |  |                                     | 60 901  |
| Transfers to Non-profit Institutions   | 3 667 112                 |                              |                       |       |                               |                                   |  |                                     | 3 667 112   |
| 3. Independent School Subsidies  | 1 099 548                 |                              |                       |       |                               |                                   |  | 1 099 548                           |   |
| of which   |                           |                              |                       |       |                               |                                   |  |                                     |   |
| Transfers to Non-Profit Institutions   | 1 087 848                 |                              |                       |       |                               |                                   |  |                                     | 1 087 848   |
| 4. Public Special School Education   | 4 886 584                 |                              |                       |       |                               |                                   |  | 4 886 584                           |   |
| of which   |                           |                              |                       |       |                               |                                   |  |                                     |   |
| National conditional grants  |                           |                              |                       |       |                               |                                   |  |                                     |   |
| Learners with Profound Intellectual Disabilities                                       | 35 150                    |                              |                       |       |                               |                                   |  |                                     |   |
| Transfers to Non-profit Institutions   | 1 017 727                 |                              |                       |       |                               |                                   |  |                                     | 1 017 727   |
| 5. Early Childhood Development   | 1 996 790                 |                              |                       |       |                               |                                   |  | 1 996 790                           |   |
| of which   |                           |                              |                       |       |                               |                                   |  |                                     |   |
| Transfers to Non-profit Institutions   | 795 431                   |                              |                       |       |                               |                                   |  |                                     | 795 431   |

CERTIFIED BY: THE LAW ADVISER, S  
GNUTENG  
06/03/2023  
DATE SIGNATURE

| SCHEDULE  |                           |                              |                       |       |                               |                                   |  |                                     |   |
|---|---------------------------|------------------------------|-----------------------|-------|-------------------------------|-----------------------------------|--|-------------------------------------|---|
| (As a charge to the Provincial Revenue Fund)  |                           |                              |                       |       |                               |                                   |  |                                     |   |
| Details of appropriated amount  |                           |                              |                       |       |                               |                                   |  |                                     |   |
| Vote<br><br>R thousand  | Adjusted<br>Appropriation | Current Payments             |                       |       | Transfers<br>and<br>Subsidies | Payments<br>for Capital<br>Assets | Payments<br>for<br>Financial<br>Assets | Second<br>Adjusted<br>Appropriation | Specified<br>transfer<br>payments and<br>amounts<br>specifically and<br>exclusively<br>appropriated |
|   |                           | Compensation<br>of Employees | Goods and<br>Services | Other |                               |                                   |  |                                     |   |
| <i>National conditional grants</i>  |                           |                              |                       |       |                               |                                   |  |                                     |   |
| Early Childhood Development Grant   | 250 596                   |                              |                       |       |                               |                                   |  |                                     | 250 596   |
| 6. Infrastructure Development   | 1 826 012                 |                              | 250 000               |       |                               | 46 487                            |  | 2 122 499                           |   |
| <i>of which</i>   |                           |                              |                       |       |                               |                                   |  |                                     |   |
| <i>National conditional grants</i>  |                           |                              |                       |       |                               |                                   |  |                                     |   |
| Education Infrastructure Grant  | 1 686 845                 |                              | 250 000               |       |                               | 46 487                            |  |                                     | 1 983 332   |
| Early Childhood Development Grant   | 5 485                     |                              |                       |       |                               |                                   |  |                                     | 5 485   |
| Transfers to Non-profit Institutions  | 6 000                     |                              |                       |       |                               |                                   |  |                                     | 6 000   |
| 7. Examination and Education Related Services   | 2 866 548                 |                              |                       |       |                               |                                   |  | 2 866 548                           |   |
| <i>of which</i>   |                           |                              |                       |       |                               |                                   |  |                                     |   |
| <i>National conditional grants</i>  |                           |                              |                       |       |                               |                                   |  |                                     |   |
| Expanded Public Works Programme Integrated Grant  | 2 733                     |                              |                       |       |                               |                                   |  |                                     | 2 733   |
| Social Sector Expanded Public Works Programme<br>Incentive Grant for Provinces                        | 7 615                     |                              |                       |       |                               |                                   |  |                                     | 7 615   |
| Transfers to Non-profit Institutions  | 1 302 497                 |                              |                       |       |                               |                                   |  |                                     | 1 302 497   |
| Transfers to Departmental Agencies and Accounts   | 118 856                   |                              |                       |       |                               |                                   |  |                                     | 118 856   |
| <b>6. Social Development</b>  | <b>5 537 037</b>          |                              |                       |       |                               |                                   |  | <b>5 537 037</b>                    |   |
| Vision: A caring and self-reliant society   |                           |                              |                       |       |                               |                                   |  |                                     |   |
| 1. Administration   | 787 074                   |                              |                       |       |                               |                                   |  | 787 074                             |   |
| <i>of which</i>   |                           |                              |                       |       |                               |                                   |  |                                     |   |
| Transfers to Departmental Agencies and Accounts   | 55                        |                              |                       |       |                               |                                   |  |                                     | 55  |
| 2. Social Welfare Services  | 1 007 726                 |                              |                       |       |                               |                                   |  | 1 007 726                           |   |
| <i>of which</i>   |                           |                              |                       |       |                               |                                   |  |                                     |   |
| Transfers to Non-profit Institutions  | 841 467                   |                              |                       |       |                               |                                   |  |                                     | 841 467   |
| <i>National conditional grants</i>  |                           |                              |                       |       |                               |                                   |  |                                     |   |
| Social Sector Expanded Public Works Programme<br>Incentive Grant for Provinces                        | 21 948                    |                              |                       |       |                               |                                   |  |                                     | 21 948  |
| 3. Children and Families  | 1 933 114                 |                              |                       |       |                               |                                   |  | 1 933 114                           |   |
| <i>of which</i>   |                           |                              |                       |       |                               |                                   |  |                                     |   |
| Transfers to Non-profit Institutions  | 531 910                   |                              |                       |       |                               |                                   |  |                                     | 531 910   |
| <i>National conditional grants</i>  |                           |                              |                       |       |                               |                                   |  |                                     |   |
| Expanded Public Works Programme Integrated Grant  | 2 000                     |                              |                       |       |                               |                                   |  |                                     | 2 000   |
| 4. Restorative Services   | 955 420                   |                              |                       |       |                               |                                   |  | 955 420                             |   |
| <i>of which</i>   |                           |                              |                       |       |                               |                                   |  |                                     |   |
| Transfers to Non-profit Institutions  | 667 324                   |                              |                       |       |                               |                                   |  |                                     | 667 324   |
| 5. Development and Research   | 853 703                   |                              |                       |       |                               |                                   |  | 853 703                             |   |
| <i>of which</i>   |                           |                              |                       |       |                               |                                   |  |                                     |   |
| Transfers to Non-profit Institutions  | 326 124                   |                              |                       |       |                               |                                   |  |                                     | 326 124   |
| <b>7. Cooperative Governance and Traditional<br/>Affairs</b>  | <b>610 789</b>            |                              |                       |       |                               |                                   |  | <b>610 789</b>                      |   |
| Vision: Sustainable, Smart, Inclusive Cities and<br>Communities in the Gauteng City Region.           |                           |                              |                       |       |                               |                                   |  |                                     |   |
| 1. Administration   | 163 198                   |                              |                       |       |                               |                                   |  | 163 198                             |   |
| 2. Local Governance   | 289 310                   |                              |                       |       |                               |                                   |  | 289 310                             |   |
| <i>of which</i>   |                           |                              |                       |       |                               |                                   |  |                                     |   |
| Transfers to Municipalities   | 500                       |                              |                       |       |                               |                                   |  |                                     | 500   |
| 3. Development and Planning   | 137 933                   |                              |                       |       |                               |                                   |  | 137 933                             |   |
| <i>of which</i>   |                           |                              |                       |       |                               |                                   |  |                                     |   |
| <i>National conditional grants</i>  |                           |                              |                       |       |                               |                                   |  |                                     |   |
| Expanded Public Works Programme Integrated Grant  | 2 106                     |                              |                       |       |                               |                                   |  |                                     | 2 106   |
| Transfers to Municipalities   | 24 106                    |                              |                       |       |                               |                                   |  |                                     | 24 106  |
| 4. Traditional Institutional Development  | 20 348                    |                              |                       |       |                               |                                   |  | 20 348                              |   |
| <b>8. Human Settlements</b>   | <b>6 607 739</b>          |                              |                       |       |                               |                                   |  | <b>6 607 739</b>                    |   |
| Vision: To provide integrated sustainable human<br>settlements and improved quality of household life |                           |                              |                       |       |                               |                                   |  |                                     |   |






| SCHEDULE   |                           |                              |                       |       |                               |                                   |  |                                     |   |
|--|---------------------------|------------------------------|-----------------------|-------|-------------------------------|-----------------------------------|--|-------------------------------------|---|
| (As a charge to the Provincial Revenue Fund)   |                           |                              |                       |       |                               |                                   |  |                                     |   |
| Details of appropriated amount   |                           |                              |                       |       |                               |                                   |  |                                     |   |
| Vote<br><br>R thousand   | Adjusted<br>Appropriation | Current Payments             |                       |       | Transfers<br>and<br>Subsidies | Payments<br>for Capital<br>Assets | Payments<br>for<br>Financial<br>Assets | Second<br>Adjusted<br>Appropriation | Specified<br>transfer<br>payments and<br>amounts<br>specifically and<br>exclusively<br>appropriated |
|  |                           | Compensation<br>of Employees | Goods and<br>Services | Other |                               |                                   |  |                                     |   |
| 1. Administration  | 691 922                   |                              |                       |       |                               |                                   |  | 691 922                             |   |
| 2. Housing Needs, Research and Planning  | 22 816                    |                              |                       |       |                               |                                   |  | 22 816                              |   |
| 3. Housing Development   | 5 610 214                 |                              |                       |       | (200 000)                     |                                   |  | 5 410 214                           |   |
| of which   |                           |                              |                       |       |                               |                                   |  |                                     |   |
| National conditional grants  |                           |                              |                       |       |                               |                                   |  |                                     |   |
| Human Settlements Development  | 3 736 767                 |                              |                       |       |                               |                                   |  |                                     | 3 736 767   |
| Informal Settlements Upgrading Partnership Grant for Provinces   | 1 328 167                 |                              |                       |       | (200 000)                     |                                   |  |                                     | 1 128 167   |
| Expanded Public Works Programme Integrated Grant   | 12 167                    |                              |                       |       |                               |                                   |  |                                     | 12 167  |
| Transfers to Departmental Agencies and Accounts  |                           |                              |                       |       |                               |                                   |  |                                     |   |
| Gauteng Partnership Fund   | 968 005                   |                              |                       |       |                               |                                   |  |                                     | 968 005   |
| 4. Housing Assets and Property Management  | 282 787                   |                              |                       |       |                               |                                   |  | 282 787                             |   |
| of which   |                           |                              |                       |       |                               |                                   |  |                                     |   |
| National conditional grants  |                           |                              |                       |       |                               |                                   |  |                                     |   |
| Human Settlements Development  | 235 610                   |                              |                       |       |                               |                                   |  |                                     | 235 610   |
| <b>9. Roads and Transport</b>  | <b>8 582 136</b>          |                              |                       |       | <b>(97 475)</b>               |                                   |  | <b>8 484 661</b>                    |   |
| Vision: A modern integrated, efficient and sustainable transport and road infrastructure system in Gauteng |                           |                              |                       |       |                               |                                   |  |                                     |   |
| 1. Administration  | 428 057                   |                              |                       |       |                               |                                   |  | 428 057                             |   |
| 2. Transport Infrastructure  | 2 186 022                 |                              |                       |       |                               |                                   |  | 2 186 022                           |   |
| of which   |                           |                              |                       |       |                               |                                   |  |                                     |   |
| National conditional grants  |                           |                              |                       |       |                               |                                   |  |                                     |   |
| Provincial Roads Maintenance   | 680 058                   |                              |                       |       |                               |                                   |  |                                     | 680 058   |
| Transfers to Provinces and Municipalities  | 2 310                     |                              |                       |       |                               |                                   |  |                                     | 2 310   |
| 3. Transport Operations  | 2 960 335                 |                              |                       |       | (97 475)                      |                                   |  | 2 862 860                           |   |
| of which   |                           |                              |                       |       |                               |                                   |  |                                     |   |
| National conditional grants  |                           |                              |                       |       |                               |                                   |  |                                     |   |
| Public Transport Operations  | 2 730 550                 |                              |                       |       | (97 475)                      |                                   |  |                                     | 2 633 075   |
| Expanded Public Works Programme Integrated Grant   | 9 857                     |                              |                       |       |                               |                                   |  |                                     | 9 857   |
| Transfers to Public corporations and private enterprise  | 2 852 815                 |                              |                       |       |                               |                                   |  |                                     |   |
| 4. Transport Regulation  | 350 156                   |                              |                       |       |                               |                                   |  | 350 156                             |   |
| of which   |                           |                              |                       |       |                               |                                   |  |                                     |   |
| Transfers to Non-profit Institutions   | 21 915                    |                              |                       |       |                               |                                   |  |                                     | 21 915  |
| 5. Gautrain Rapid Rail Link  | 2 657 566                 |                              |                       |       |                               |                                   |  | 2 657 566                           |   |
| of which   |                           |                              |                       |       |                               |                                   |  |                                     |   |
| Transfers to Departmental Agencies and Accounts  |                           |                              |                       |       |                               |                                   |  |                                     |   |
| Gautrain Management Agency   | 2 657 566                 |                              |                       |       |                               |                                   |  |                                     | 2 657 566   |
| <b>10. Community Safety</b>  | <b>1 374 065</b>          |                              |                       |       |                               |                                   |  | <b>1 374 065</b>                    |   |
| Vision: To realise Gauteng as a province where people feel and are safe.                                   |                           |                              |                       |       |                               |                                   |  |                                     |   |
| 1. Administration  | 185 012                   |                              |                       |       |                               |                                   |  | 185 012                             |   |
| of which   |                           |                              |                       |       |                               |                                   |  |                                     |   |
| Transfers to Provinces and Municipalities  |                           |                              |                       |       |                               |                                   |  |                                     |   |
| 2. Provincial Secretariat for Police Service   | 287 675                   |                              |                       |       |                               |                                   |  | 287 675                             |   |
| of which   |                           |                              |                       |       |                               |                                   |  |                                     |   |
| National conditional grants  |                           |                              |                       |       |                               |                                   |  |                                     |   |
| Social Sector Expanded Public Works Programme Incentive Grant for Provinces                                | 4 706                     |                              |                       |       |                               |                                   |  |                                     | 4 706   |
| Transfers to Departmental Agencies and Accounts  |                           |                              |                       |       |                               |                                   |  |                                     |   |
| 3. Traffic Management  | 901 378                   |                              |                       |       |                               |                                   |  | 901 378                             |   |
| of which   |                           |                              |                       |       |                               |                                   |  |                                     |   |
| Transfers to Provinces and Municipalities  | 188                       |                              |                       |       |                               |                                   |  |                                     | 188   |
| Transfers to Public corporations and private enterprise  |                           |                              |                       |       |                               |                                   |  |                                     |   |
| <b>11. Agriculture and Rural Development</b>   | <b>1 125 506</b>          |                              |                       |       |                               |                                   |  | <b>1 125 506</b>                    |   |


06/03/2023



| SCHEDULE   |                           |                              |                       |       |                               |                                   |  |                                     |   |
|--|---------------------------|------------------------------|-----------------------|-------|-------------------------------|-----------------------------------|--|-------------------------------------|---|
| (As a charge to the Provincial Revenue Fund)   |                           |                              |                       |       |                               |                                   |  |                                     |   |
| Details of appropriated amount   |                           |                              |                       |       |                               |                                   |  |                                     |   |
| Vote<br><br>R thousand   | Adjusted<br>Appropriation | Current Payments             |                       |       | Transfers<br>and<br>Subsidies | Payments<br>for Capital<br>Assets | Payments<br>for<br>Financial<br>Assets | Second<br>Adjusted<br>Appropriation | Specified<br>transfer<br>payments and<br>amounts<br>specifically and<br>exclusively<br>appropriated |
|  |                           | Compensation<br>of Employees | Goods and<br>Services | Other |                               |                                   |  |                                     |   |
| Vision: An economically transformed agricultural sector including agro-processing and sustainable environmental management for healthy, food secure, developed rural and urban communities in Gauteng. |                           |                              |                       |       |                               |                                   |  |                                     |   |
| 1. Administration  | 280 945                   |                              |                       |       |                               |                                   |  | 280 945                             |   |
| of which   |                           |                              |                       |       |                               |                                   |  |                                     |   |
| Transfers to Departmental Agencies and Accounts  | 1 322                     |                              |                       |       |                               |                                   |  |                                     | 1 322   |
| Transfers to Provinces and Municipalities  | 58                        |                              |                       |       |                               |                                   |  |                                     | 58  |
| 2. Agriculture and Rural Development   | 498 930                   |                              |                       |       |                               |                                   |  | 498 930                             |   |
| of which   |                           |                              |                       |       |                               |                                   |  |                                     |   |
| National conditional grants  |                           |                              |                       |       |                               |                                   |  |                                     |   |
| Land Care  | 5 219                     |                              |                       |       |                               |                                   |  |                                     | 5 219   |
| Ilima/Letsema Projects   | 37 262                    |                              |                       |       |                               |                                   |  |                                     | 37 262  |
| Comprehensive Agricultural Support Programme   | 121 145                   |                              |                       |       |                               |                                   |  |                                     | 121 145   |
| Expanded Public Works Programme Integrated Grant   | 3 355                     |                              |                       |       |                               |                                   |  |                                     | 3 355   |
| Transfers to Higher Education Institutions   | 6 985                     |                              |                       |       |                               |                                   |  |                                     | 6 985   |
| 3. Environmental Affairs   | 345 631                   |                              |                       |       |                               |                                   |  | 345 631                             |   |
| of which   |                           |                              |                       |       |                               |                                   |  |                                     |   |
| Transfers to Provinces and Municipalities  | 865                       |                              |                       |       |                               |                                   |  |                                     | 865   |
| <b>12. Sport, Arts, Culture and Recreation</b>   | <b>968 169</b>            |                              |                       |       |                               |                                   |  | <b>968 169</b>                      |   |
| Vision: An active, creative and modernised Gauteng City Region contributing to sustainable economic growth and social cohesion.  |                           |                              |                       |       |                               |                                   |  |                                     |   |
| 1. Administration  | 155 165                   |                              |                       |       |                               |                                   |  | 155 165                             |   |
| 2. Cultural Affairs  | 205 633                   |                              |                       |       |                               |                                   |  | 205 633                             |   |
| of which   |                           |                              |                       |       |                               |                                   |  |                                     |   |
| Transfers to Provinces and Municipalities  | 2 927                     |                              |                       |       |                               |                                   |  |                                     | 2 927   |
| Transfers to Departmental Agencies and Accounts  | 41 169                    |                              |                       |       |                               |                                   |  |                                     | 41 169  |
| Transfers to Non-profit Institutions   | 12 000                    |                              |                       |       |                               |                                   |  |                                     | 12 000  |
| 3. Library and Archives Services   | 302 839                   |                              |                       |       |                               |                                   |  | 302 839                             |   |
| of which   |                           |                              |                       |       |                               |                                   |  |                                     |   |
| National conditional grants  |                           |                              |                       |       |                               |                                   |  |                                     |   |
| Community Library Services   | 174 099                   |                              |                       |       |                               |                                   |  |                                     | 174 099   |
| Transfers to Provinces and Municipalities  | 202 649                   |                              |                       |       |                               |                                   |  |                                     | 202 649   |
| Transfers to Non-profit Institutions   | 3 500                     |                              |                       |       |                               |                                   |  |                                     | 3 500   |
| 4. Sport and Recreation  | 304 532                   |                              |                       |       |                               |                                   |  | 304 532                             |   |
| of which   |                           |                              |                       |       |                               |                                   |  |                                     |   |
| National conditional grants  |                           |                              |                       |       |                               |                                   |  |                                     |   |
| Mass Sport and Recreation Participation Programme  | 102 073                   |                              |                       |       |                               |                                   |  |                                     | 102 073   |
| Transfers to Non-profit Institutions   | 43 337                    |                              |                       |       |                               |                                   |  |                                     | 43 337  |
| <b>13. E-Government</b>  | <b>1 735 961</b>          |                              |                       |       |                               |                                   |  | <b>1 735 961</b>                    |   |
| Vision: A smart Gauteng City Region that provides efficient quality services to citizens.  |                           |                              |                       |       |                               |                                   |  |                                     |   |
| 1. Administration  | 267 584                   |                              |                       |       |                               |                                   |  | 267 584                             |   |
| 2. Information Communication Technology (ICT) Shared Services  | 1 335 798                 |                              |                       |       |                               |                                   |  | 1 335 798                           |   |
| of which   |                           |                              |                       |       |                               |                                   |  |                                     |   |
| Transfers to Higher Education Institutions   | 22 800                    |                              |                       |       |                               |                                   |  |                                     | 22 800  |
| 3. Human Resources Services  | 132 579                   |                              |                       |       |                               |                                   |  | 132 579                             |   |
| <b>14. Gauteng Provincial Treasury</b>   | <b>684 065</b>            |                              |                       |       |                               |                                   |  | <b>684 065</b>                      |   |
| Vision: Pioneers in fiscal prudence and good governance.   |                           |                              |                       |       |                               |                                   |  |                                     |   |
| 1. Administration  | 173 506                   |                              |                       |       |                               |                                   |  | 173 506                             |   |
| 2. Sustainable Fiscal Resource Management  | 151 162                   |                              |                       |       |                               |                                   |  | 151 162                             |   |
| of which   |                           |                              |                       |       |                               |                                   |  |                                     |   |



| SCHEDULE   |                           |                              |                       |       |                               |                                   |  |                                     |   |
|--|---------------------------|------------------------------|-----------------------|-------|-------------------------------|-----------------------------------|--|-------------------------------------|---|
| (As a charge to the Provincial Revenue Fund)   |                           |                              |                       |       |                               |                                   |  |                                     |   |
| Details of appropriated amount   |                           |                              |                       |       |                               |                                   |  |                                     |   |
| Vote<br><br>R thousand   | Adjusted<br>Appropriation | Current Payments             |                       |       | Transfers<br>and<br>Subsidies | Payments<br>for Capital<br>Assets | Payments<br>for<br>Financial<br>Assets | Second<br>Adjusted<br>Appropriation | Specified<br>transfer<br>payments and<br>amounts<br>specifically and<br>exclusively<br>appropriated |
|  |                           | Compensation<br>of Employees | Goods and<br>Services | Other |                               |                                   |  |                                     |   |
| <i>Departmental agencies and accounts</i>  |                           |                              |                       |       |                               |                                   |  |                                     |   |
| <i>Gauteng Infrastructure Financing Agency</i>   | 63 706                    |                              |                       |       |                               |                                   |  |                                     | 63 706  |
| 3. Financial Governance  | 115 980                   |                              |                       |       |                               |                                   |  | 115 980                             |   |
| 4. Supply Chain Management   | 88 279                    |                              |                       |       |                               |                                   |  | 88 279                              |   |
| 5. Municipal Financial Governance  | 46 793                    |                              |                       |       |                               |                                   |  | 46 793                              |   |
| 6. Gauteng Audit Services  | 108 345                   |                              |                       |       |                               |                                   |  | 108 345                             |   |
| <b>15. Infrastructure Development</b>  | <b>3 355 235</b>          |                              |                       |       |                               |                                   |  | <b>3 355 235</b>                    |   |
| Vision: To be a leading sustainable infrastructure provider and facilitator that positions Gauteng as a globally competitive city region with inclusive economic growth and decent work for all. |                           |                              |                       |       |                               |                                   |  |                                     |   |
| 1. Administration  | 417 907                   |                              |                       |       |                               |                                   |  | 417 907                             |   |
| 2. Public Works Infrastructure   | 2 774 708                 |                              |                       |       |                               |                                   |  | 2 774 708                           |   |
| <i>of which</i>  |                           |                              |                       |       |                               |                                   |  |                                     |   |
| <i>Transfers to Municipalities</i>   |                           |                              |                       |       |                               |                                   |  |                                     |   |
| <i>Devolution of rates and taxes</i>   | 1 176 868                 |                              |                       |       |                               |                                   |  |                                     | 1 176 868   |
| 3. Expanded Public Works Programme   | 162 620                   |                              |                       |       |                               |                                   |  | 162 620                             |   |
| <i>of which</i>  |                           |                              |                       |       |                               |                                   |  |                                     |   |
| Expanded Public Works Programme Integrated Grant   | 6 768                     |                              |                       |       |                               |                                   |  |                                     | 6 768   |
| <b>TOTAL FOR THE PROVINCE</b>  | <b>155 347 625</b>        | <b>139</b>                   | <b>250 000</b>        |       | <b>(297 475)</b>              | <b>46 487</b>                     |  | <b>155 346 776</b>                  |   |



# **EXPLANATORY MEMORANDUM ON OBJECTS OF THE GAUTENG PROVINCIAL SECOND ADJUSTMENTS APPROPRIATION BILL, 2023**

## **1. POLICY UNDERLYING THE BILL**

Section 31(1) of the Public Finance Management Act, 1999 (Act No. 1 of 1999), provides that the Member of Executive Committee for Finance in a province may table an adjustments budget in the provincial legislature. It is based on this legislative framework that approval to amend the Gauteng Provincial Adjustments Appropriation, 2022/23 as tabled on 24 November 2022, is requested.

The Gauteng Provincial Treasury tabled an adjusted appropriation on 24 November 2022 amounting to R155.348 billion. After this adjusted appropriation, the National Department of Transport and the National Department of Human Settlements, in consultation with the National Treasury, decreased the conditional grants to the Gauteng Province by R297.475 million. The National Department of Basic Education and National Department of Health, in consultation with the National Treasury, increased the conditional grants to the Gauteng Province by R296.626 million. As a result, the budget for the Gauteng Province decreases by R0.849 million in the second adjustments budget from R155.348 billion to R155.347 billion.

## **2. 2022/23 ADJUSTED BUDGET ALLOCATIONS**

Table 1 below represents amendments to the Gauteng Provincial Government departments' appropriations as well as the final adjusted appropriation for the 2022/23 financial year.



**Table 1: Revised Allocations**

| R thousand                                     | Adjusted Appropriation | Adjustments  | Second Adjusted Appropriation |
|--|------------------------|--------------|-------------------------------|
| Office of the Premier                          | 803 858                |              | 803 858                       |
| Provincial Legislature                         | 825 163                |              | 825 163                       |
| Economic Development                           | 1 796 830              |              | 1 796 830                     |
| Health   | 61 351 417             | 139          | 61 351 556                    |
| Education                                      | 59 989 655             | 296 487      | 60 286 142                    |
| Social Development                             | 5 537 037              |              | 5 537 037                     |
| Cooperative Governance and Traditional Affairs | 610 789                |              | 610 789                       |
| Human Settlements                              | 6 607 739              | (200 000)    | 6 407 739                     |
| Roads and Transport                            | 8 582 136              | (97 475)     | 8 484 661                     |
| Community Safety                               | 1 374 065              |              | 1 374 065                     |
| Agriculture, Rural Development and Environment | 1 125 506              |              | 1 125 506                     |
| Sport, Arts, Culture and Recreation            | 968 169                |              | 968 169                       |
| e-Government                                   | 1 735 961              |              | 1 735 961                     |
| Provincial Treasury                            | 684 065                |              | 684 065                       |
| Infrastructure Development                     | 3 355 235              |              | 3 355 235                     |
| <b>Total</b>                                   | <b>155 347 625</b>     | <b>(849)</b> | <b>155 346 776</b>            |

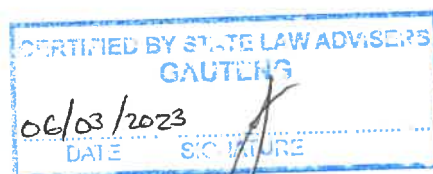
The total adjustments to the adjusted budget for 2022/23 appropriation are discussed below.

## 2.1 Gauteng Department of Health

The Gauteng Department of Health receives an additional R0.139 million in 2022/23 financial year. This amount is allocated to augment the allocation for the National Health Insurance Grant.

## 2.2 Gauteng Department of Education

The allocation for the Education Infrastructure Grant increases by R296.487 million due to good spending performance and to address the learner space challenges and maintenance of schools. As a result, the Gauteng Department of Education's budget increases from R59.990 billion to R60.286 billion.



### 2.3 Gauteng Department of Human Settlements

The 2022/23 adjusted budget of the Gauteng Department of Human Settlements decreases by R200 million from R6.608 billion to R6.408 billion due to unsatisfactory reported performance relating to Informal Settlements Upgrading Partnership Grant. According to the department, the slow spending is due to challenges with bulk infrastructure, dependencies on municipal approvals and some informal settlements that are in wetlands therefore not upgradable.

### 2.4 Gauteng Department of Roads and Transport


The allocation for the Gauteng Department of Roads and Transport decreases by R97.4 million from R8.582 billion to R8.485 billion. The reduction in the Public Transport Operations Grant allocation is caused by low kilometres travelled owing to a high number of 'Did Not Pay' penalties (DNOs) as well as the abandoned contracts that were deemed unprofitable by bus operators.

## 3. SOCIAL IMPACT

None.

## 4. FINANCIAL IMPLICATIONS

The second adjustment to the 2022/23 appropriation decreases the total provincial revenue and expenditure by an amount of R0.849 million due to the decrease in the allocations of the Gauteng Department of Roads and Transport and the Gauteng Department of Human Settlements, and an increase in the allocations of the Gauteng Department of Health as well as in the Gauteng Department of Education.



**5. ENVIRONMENTAL IMPACT**

No negative impact.

**6. IMPLICATIONS OF BILL FOR LOCAL GOVERNMENT**

None.

**7. PUBLIC PARTICIPATION IN DEVELOPMENT OF BILL**

None.

**8. OTHER DEPARTMENTS OR BODIES CONSULTED**

The Gauteng Provincial Treasury consulted the relevant departments regarding the adjustments relating to their respective budget appropriation.


**9. CLAUSE BY CLAUSE DESCRIPTION**

Clause 1 of the Bill contains definitions of important expressions, words, phrases, and processes.

Clause 2 of the Bill contains details about the adjusted appropriations for use by the Gauteng Province for the financial year ending 31 March 2023.

Clause 3 of the Bill deals with amounts that are listed as specifically and exclusively appropriated.

Clause 4 of the Bill is the short title of the Bill.



The Schedule to the Bill contains the details of the adjusted appropriation by vote as explained in paragraph 1 above.

